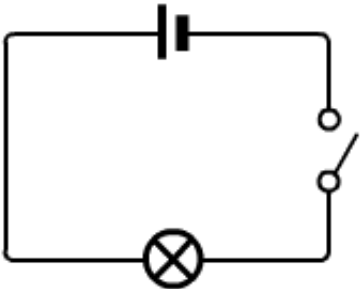
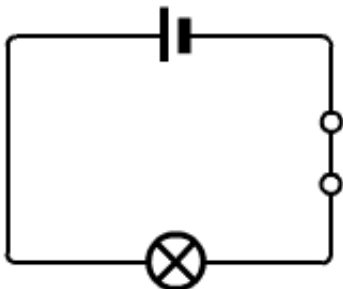
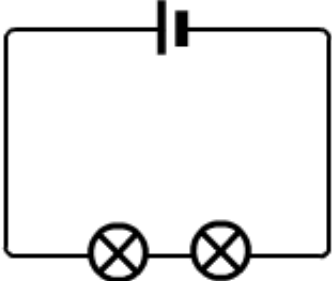
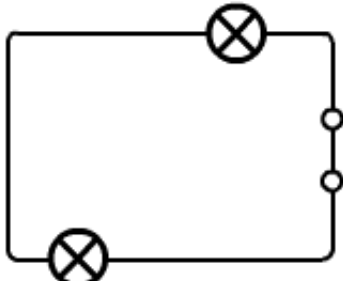
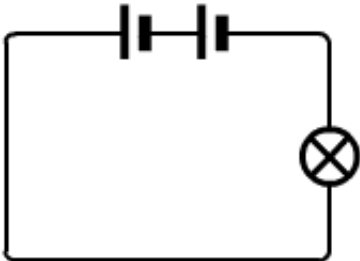
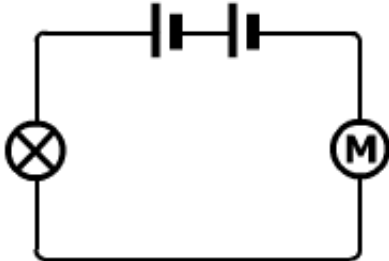


Changing circuits

Name.....

Look at each circuit diagram below. If you think the bulb or bulbs will light, put a tick in the box. If you do not think the bulb or bulbs will light, put a cross in the box.

 <div data-bbox="743 716 808 779" style="text-align: right;"> <input type="checkbox"/> </div>	 <div data-bbox="1281 716 1346 779" style="text-align: right;"> <input type="checkbox"/> </div>
 <div data-bbox="743 1159 808 1228" style="text-align: right;"> <input type="checkbox"/> </div>	 <div data-bbox="1281 1159 1346 1228" style="text-align: right;"> <input type="checkbox"/> </div>
 <div data-bbox="743 1612 808 1682" style="text-align: right;"> <input type="checkbox"/> </div>	 <div data-bbox="1281 1612 1346 1682" style="text-align: right;"> <input type="checkbox"/> </div>